

Monday, October 27, 2025

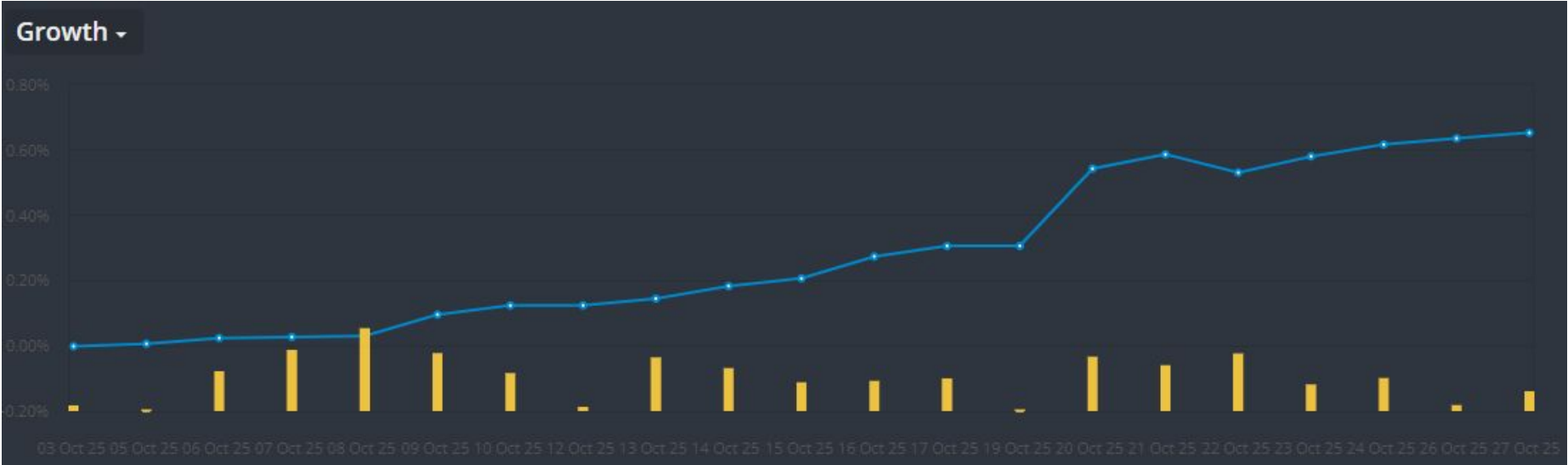
Archie's X bot	
Growth	0.65 %
Profit/Loss	3,266.03 USD
Balance	53,212.83 USD
Equity	501,435.67 USD
Equity Percentage	942.32 %

Daily Performance Overview – Strategic Growth Continues

Daily performance closed with a **0.65% gain**, pushing total profits to **\$3,266.03** and lifting account equity to **\$501,435.67**. The consistent upward trajectory reflects disciplined execution, compounding strength, and sustained control over volatility, reinforcing the system's ability to generate stable, incremental growth while maintaining strategic equity efficiency above **940%**. The consistent upward trajectory reflects disciplined execution, compounding strength, and sustained control over volatility, reinforcing the system's ability to generate stable, incremental growth while maintaining strategic equity efficiency above **940%**.

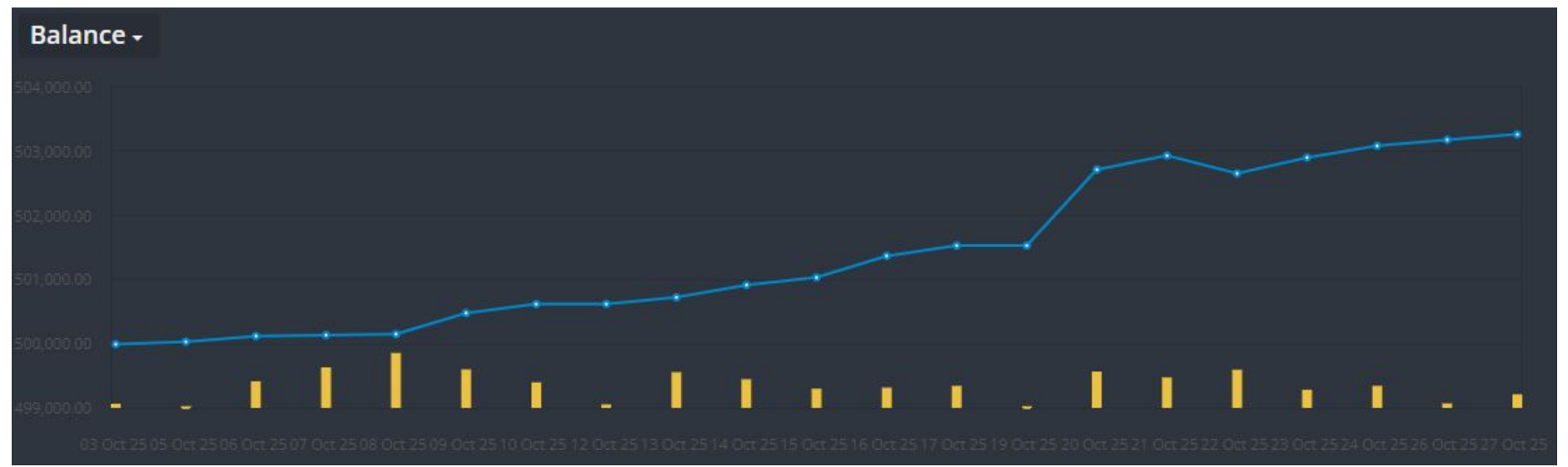
Growth Momentum - Sustained Upside Trajectory

The growth curve reflects **steady and controlled acceleration**, with performance climbing consistently throughout October and closing near the **0.65% mark**. This trajectory underscores disciplined trade execution and capital efficiency, translating into stable, compounding returns. The consistent upward slope, free from erratic drawdowns, reinforces the model's capacity to scale profitably while maintaining firm control over market exposure.



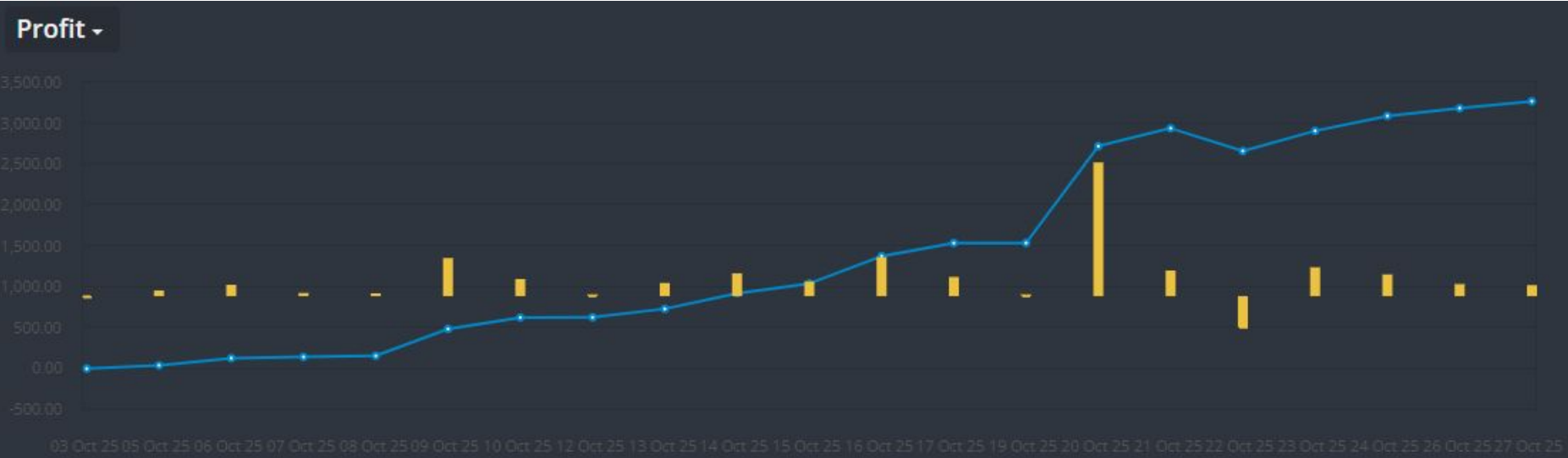
Balance Expansion - Consistent Capital Growth

Account balance demonstrates **controlled, compounding growth** throughout the observed period, steadily advancing past the **\$503K threshold**. The upward progression reflects precise execution and sound capital allocation, with gains accelerating in the latter phase of the cycle. This consistent balance expansion signals robust account health, operational stability, and a clear capacity for scalable profitability under disciplined strategy management.



Profit Momentum - Sustained Upside Acceleration

Profit performance reflects **disciplined precision and sustained upward momentum**, climbing consistently from early-cycle neutrality to peak gains above **\$3K**. Each progression point demonstrates calculated trade execution and volatility control, with sharp recovery and compounding strength following minor drawdowns. This trajectory confirms the system's ability to **convert consistency into scalable profitability**, positioning operations with a clear competitive advantage in sustained return generation.



Trading Efficiency & Market Command

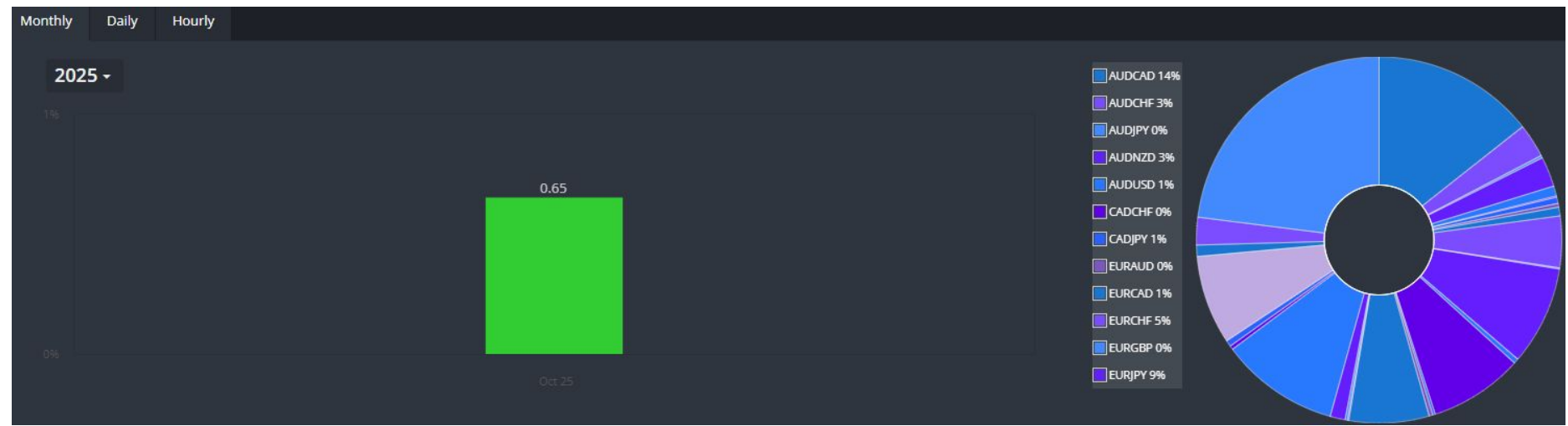
With **904 executed trades** and a strong **62.94% win rate**, performance continues to reflect high operational precision and disciplined market execution. Profitability is sustained through controlled exposure and efficient trade sizing across **85.26 lots**, while maintaining balanced long and short positioning. The system's **best trade yield of \$552.45** against a contained **worst loss of -\$736.98** demonstrates resilient trade management under live market conditions. Backed by a **\$500K deposit base** and **33:1 leverage**, this profile showcases a **strategically optimized engine built for consistent profitability and long-term scalability**.

Trading stats	Account info		
Total Trades	904	Longs Won	350 of 559
Win %	62.94% 569 of 904	Shorts Won	219 of 345
Loss %	37.06% 335 of 904	Best Trade	552.45 USD (2025-10-22)
Lots	85.26	Worst Trade	-736.98 USD (2025-10-22)
Commissions	-597.03 USD	Average Win	16.32 USD
Swap	-76.39 USD	Average Loss	-17.97 USD

Trading stats	Account info		
Balance	53,212.83 USD	Broker	GNT Capital Ltd.
Deposits	500,000.00 USD	Broker Server	GNTCapital-Live
Application	MT5	Leverage	33:1
Withdrawals	0.00 USD	Credit	450,000.00 USD
Account Type	Real		

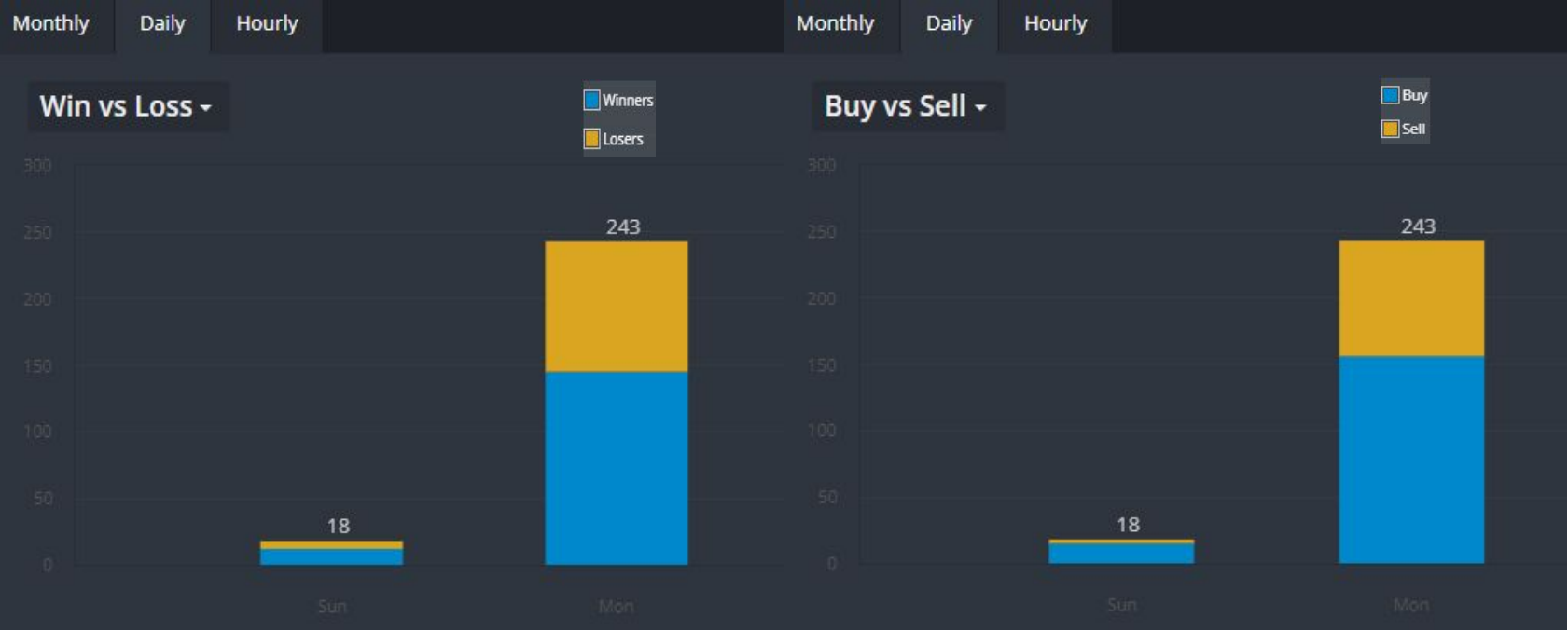
Monthly Performance & Strategic Market Positioning

Month-to-date performance stands at **+0.65%**, signaling consistent growth and strong operational control heading into the final stretch. Core momentum has been anchored by strategic pair selection, notably **AUDCAD (14%)**, **EURJPY (9%)**, and **EURCHF (5%)**, emphasizing adaptability and precision in varying market conditions. With steady profitability and controlled exposure, the portfolio remains **well-positioned to extend gains** and close the month with reinforced strength and tactical advantage.



Daily Trading Efficiency & Execution Strength

Today's activity delivered **high-volume precision**, with **243 total trades executed**, a clear display of disciplined engagement and robust liquidity capture across market cycles. Win-to-loss distribution shows a strong balance of conviction and adaptability, while buy and sell operations remained tightly aligned, reinforcing system efficiency and trade symmetry. This level of consistency underscores a **refined execution framework** capable of scaling under pressure while maintaining controlled profitability



Intraday Precision & Market Command

The hourly data showcases **sustained execution precision** with concentrated trade density during peak volatility windows. Activity spikes between 07:00–16:00 signal a deliberate alignment with high-liquidity sessions, capturing optimal price movement while minimizing exposure during low-volume hours. The consistent buy–sell equilibrium reflects **strategic balance and tactical adaptability**, reinforcing the system’s ability to exploit short-term inefficiencies and maintain disciplined market positioning throughout the trading day.

