

Monday, November 3, 2025

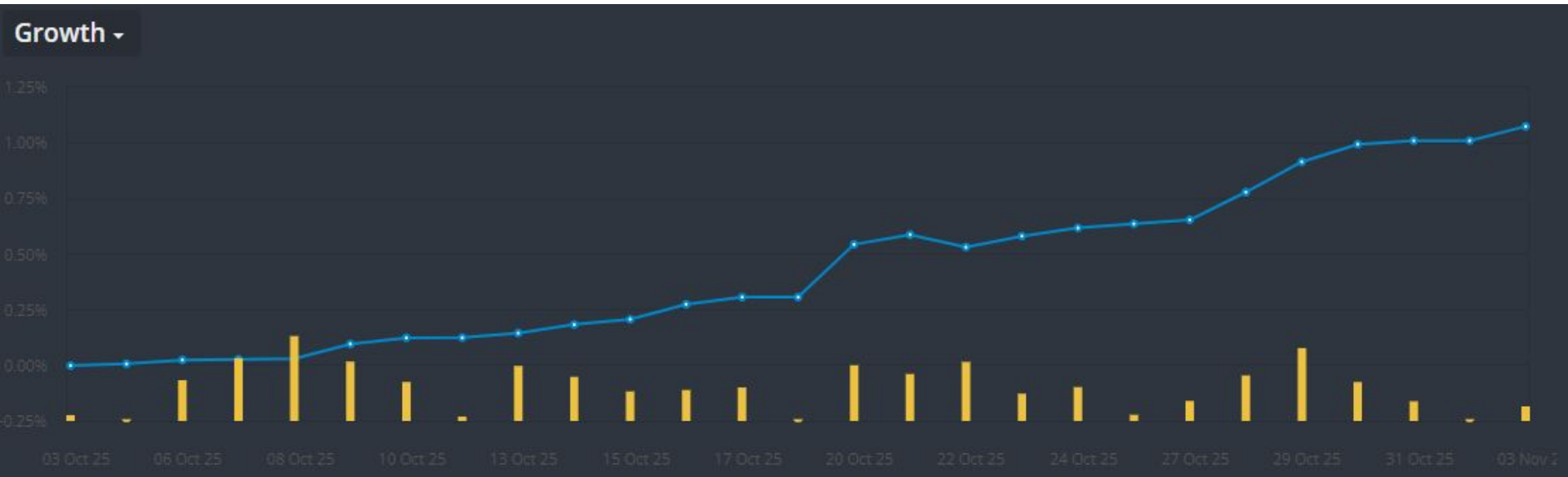
Archie's X bot	
Growth	1.07 %
Profit/Loss	5,369.19 USD
Balance	55,326.07 USD
Equity	503,530.97 USD
Equity Percentage	910.12 %

Commanding Equity Growth & Reinforced Market Control

Kicking off November with **1.07% growth**, total profit advanced to **\$5,369.19**, driving account equity to **\$503,530.97** and sustaining a commanding **910.12% equity ratio**. The balance strengthened to **\$55,326.07**, reflecting disciplined precision and consistent execution across varied market conditions. This performance underscores **strategic control, risk-managed positioning, and adaptive efficiency**, hallmarks of seasoned market operation, continuing to compound steady equity expansion and reinforce dominance through consistency rather than speculation.

Sustained Growth Trajectory & Controlled Momentum

The growth curve continues its disciplined climb, securing a **steady 1.07% advance** as performance compounds week over week. Each upward leg reflects calculated precision, measured exposure, tight risk control, and an unwavering commitment to consistency. This controlled acceleration in equity expansion reinforces the strategy's ability to extract opportunity while maintaining composure through shifting market dynamics, establishing a rhythm of **sustained profitability and scalable market control**.



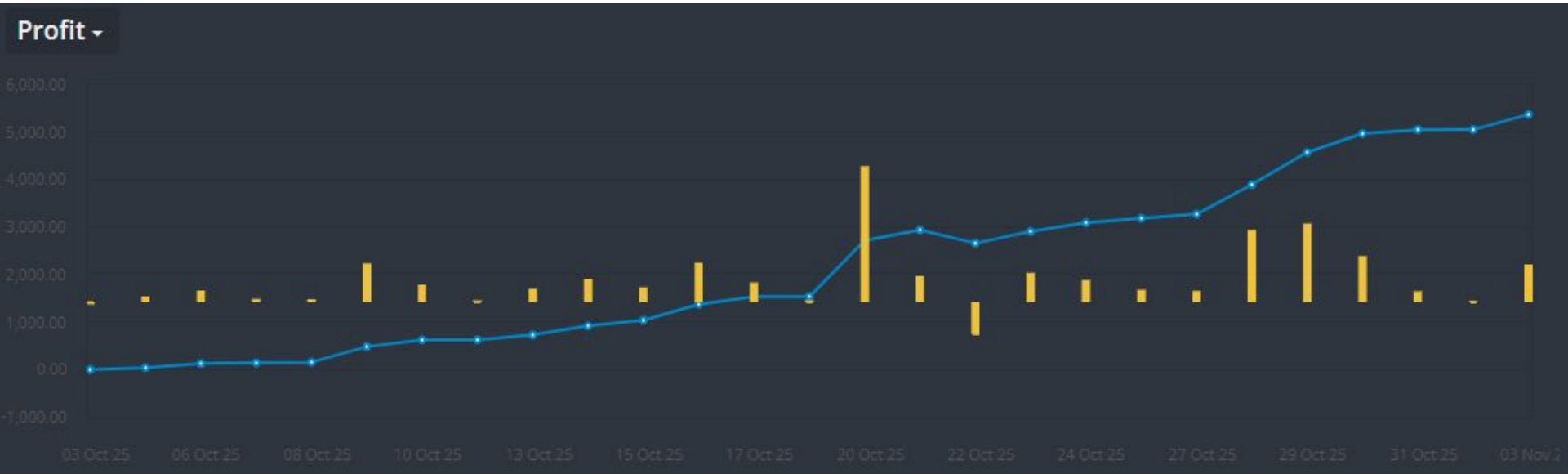
Progressive Balance Expansion & Capital Efficiency

The balance trajectory reflects a **methodical and sustained capital expansion**, closing above the **\$505K mark** through disciplined execution and optimized trade allocation. Each incremental rise underscores consistent profitability driven by precision entries and controlled drawdown management. This balance growth validates not just performance, but **operational efficiency and capital agility**, reinforcing a position of strength heading into the next trading phase.



Profit Acceleration & Strategic Yield Optimization

Profit growth has maintained a **strong upward trajectory**, advancing decisively past the **\$5K threshold** with consistent precision across varied market conditions. The performance curve illustrates a blend of controlled exposure and high-efficiency execution, an approach that compounds gains while mitigating volatility. This level of profit stability and acceleration demonstrates a **strategically optimized trading framework** built for sustained scalability and investor-grade performance.



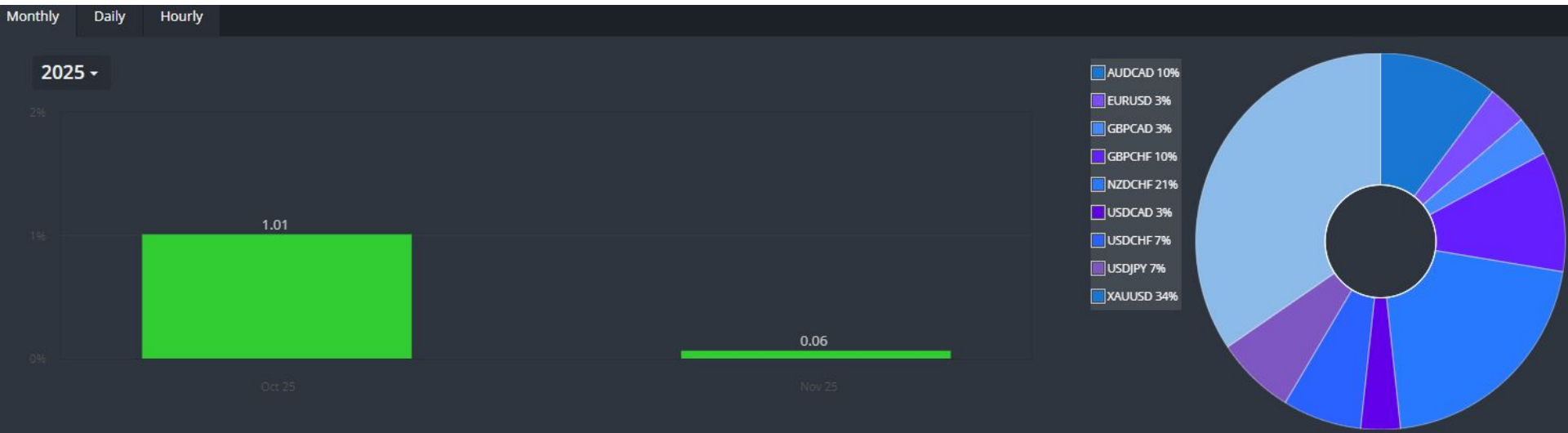
Elevated Market Precision & Tactical Profit Control

November opens with sustained upward momentum as growth advances to **+1.07%**, driving total profit to **\$5,369.19** and lifting balance levels beyond **\$55K**. Equity remains firmly positioned above the **\$503K** mark, sustaining a powerful **910% equity ratio**. This performance underscores a refined equilibrium between precision entries, disciplined exposure, and controlled drawdown, the hallmark of a trader operating at institutional-level efficiency within dynamic market conditions.

Total Trades	1168	Longs Won	457 of 704
Win %	65.41% 764 of 1168	Shorts Won	307 of 464
Loss %	34.59% 404 of 1168	Best Trade	552.45 USD (2025-10-22)
Lots	107.35	Worst Trade	-736.98 USD (2025-10-22)
Commissions	-751.45 USD	Average Win	15.72 USD
Swap	-24.2 USD	Average Loss	-16.44 USD
Balance	55,326.07 USD	Broker	GNT Capital Ltd.
Deposits	500,000.00 USD	Broker Server	GNTCapital-Live
Application	MT5	Leverage	33:1
Withdrawals	0.00 USD	Credit	450,000.00 USD
Account Type	Real		

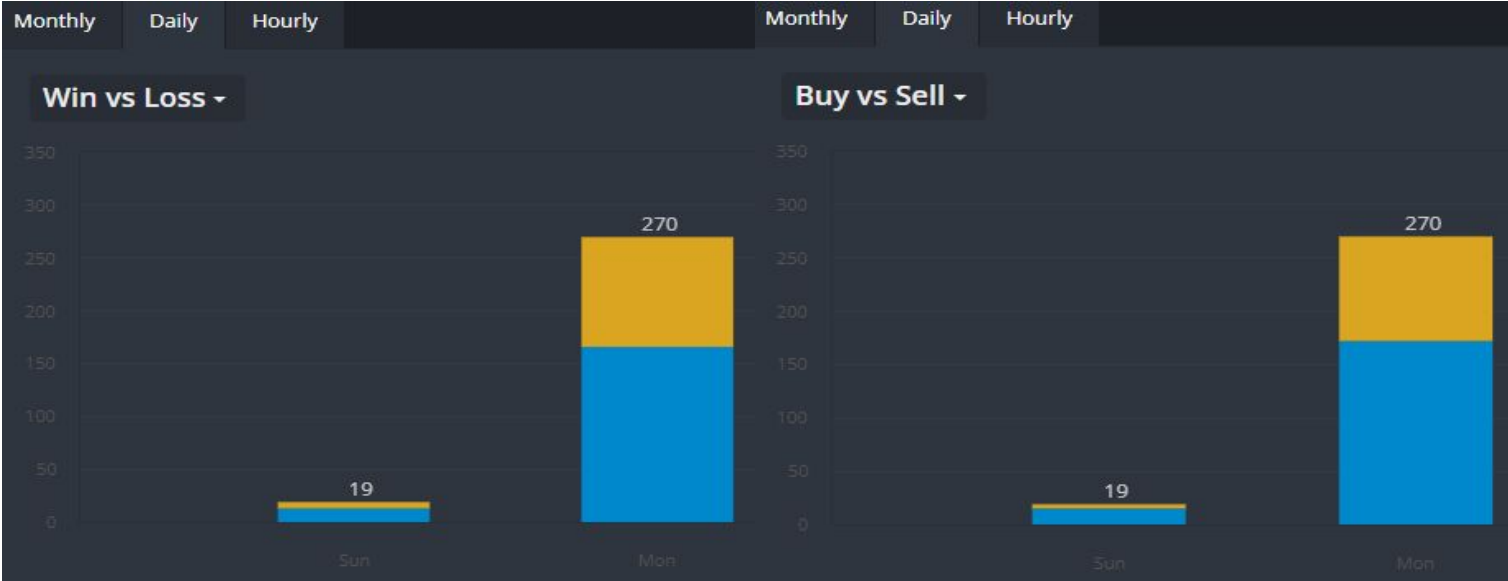
Strategic Market Diversification & Early-Month Momentum

October closed with a +1.01% gain, immediately followed by a measured +0.06% advance on the first trading day of November, a signal of steady continuation rather than overextension. Positioning across diverse pairs such as XAUUSD (34%), NZDCHF (21%), and AUDCAD (10%) reflects tactical diversification designed to balance volatility with precision-based opportunity capture. The portfolio's structure demonstrates strong capital discipline and controlled exposure, positioning it advantageously as early-month liquidity begins to unfold. This measured pace underscores professional-level risk calibration and a deliberate approach to sustaining profitability through the opening sessions of November



Strong Opening Execution & Market Precision

Early-week performance established immediate traction, with Monday posting 270 total positions executed, up sharply from Sunday's 19, showcasing high-confidence engagement and efficient market read. The balance between buy and sell activity reflects controlled adaptability under shifting volatility, while the win-to-loss distribution reinforces precision execution within structured risk parameters. This decisive opening signals strong momentum, strategic readiness, and an operational rhythm aligned for continued performance expansion as the week unfolds.



Consistent Trade Flow & Tactical Execution Efficiency

Trade distribution reflects disciplined volume control and sharp market responsiveness across the period, maintaining steady engagement through dynamic conditions. Performance momentum peaked mid-cycle with sustained clusters of high-activity sessions, emphasizing a refined balance between buy and sell precision. The consistent alignment of winning positions over total volume underscores operational efficiency and adaptability, hallmarks of a mature, strategically optimized trading approach positioned for continued scalability and compounding growth.

